



# HOME ASSIGNMENT

## M.D Dayanand Model School Nakodar

CLASS Ist

Dear Parents,

We wish you and your child a very exciting summer vacation. It's time to enjoy and create bond with family, friends & relatives. To utilize this time in the most constructive way, the summer assignment has been designed keeping in mind to offer your child an experiential learning, ideas, activities and an opportunity to spend happy time together.

The summer vacation will be started from 31.05.23 to 9.07.23.  
School will be reopened on Monday i.e 10.07.23.

**Note: \* Dear students learn all your classwork of all subjects in your holidays.**

**\*Solve the given worksheets and paste in your notebooks.**

### English

#### WRITTEN WORK :

- \* Write Cursive in Double Alphabets - (3 times in Notebook).
- \* Learn & Write Essay –‘My Ball’ – (2 times)
- \* Read chapter-6,7,8 and make a Word Train of given words which we will mark on book.

**ARYABHATTA:** Make Flash card on ‘oo’ sound

**NEWTON:** Make Flash card on ‘sh’ sound

**MARIE CURIE:** Make Flash card on ‘ch’ sound

#### PROJECT FILE WORK

Do the work mentioned below in a scrap book

- \*Make a poster of the concept ‘in’ ‘on’ ‘under’ with the help of pictures and also write the sentences .
- \*Celebrate your Father’s Day in a special way and paste the picture in the Scrap Book for the same.

## Punjabi

1. ਓ ਤੋਂ ਣ ਤੱਕ -5 ਵਾਰੀ ਲਿਖੋ ।
2. ਚਿੱਤਰ ਦੇਖ ਕੇ ਮਿਲਾਉ (ਓ ਤੋਂ ਣ )।
3. ਇਮਲਾਹ (ਓ ਤੋਂ ਣ ਤੱਕ) 5 ਵਾਰੀ ।
4. ਚਿੱਤਰ ਦੇਖ ਕੇ ਪਹਿਲਾ ਅੱਖਰ ਲਿਖੋ ।
5. ਖਾਲੀ ਥਾਂਵਾਂ ਭਰੋ (ਓ ਤੋਂ ਣ ਤੱਕ)

**ARYABHATTA:** ਦੋ ਅੱਖਰੀ (Make 2-2 Flash card with pictures)



**NEWTON:** ਚਾਰ ਅੱਖਰੀ (Make 2-2 Flash card with pictures)



**MARIE CURIE:** ਤਿੰਨ ਅੱਖਰੀ (Make 2-2 Flash card with pictures)



**Note:** Size of flash cards should be 20cm X 15 cm.

## EVS-

- 1) Make a Salad of Healthy Food. Like Vegetables, Fruits with the help of mother and click photograph and paste it on your Scrap Book.
- 2) Make a chart of your daily routine from **5<sup>th</sup> June to 12<sup>th</sup> June** where you go, what you do, About your eating habits and exercise etc by mentioning the timings also.
- 3) Make a collage of different type of seasonal clothes. Like Summer, Winter, Rainy seasons. Paste picture for the same on your Scrap Book.

## हिन्दी

\* पठन -भाषा माधुरी का पृष्ठ न: 1 to 7

\* श्रुतलेख - हिन्दी का अखबार पढ़ें और उसमें से आ (a), इ (i), ई (e), की मात्रा के 20 शब्द ढूँढकर हिन्दी की कापी पर लिखें ।

\* गर्मीयो की छुट्टियों में जिस जगह भी आप घूमने गए है उस जगह के उपर आ(a), ई(e), इ(i), उ(u) की मात्राओ के उपर शब्दों की सूची बनाए ।

\* आ (a), इ (i), ई (e), उ (u) की मात्रा के अंगो के नाम लिखें ।(3 बार )

\* दी गई क्रियाकलाप करके हिन्दी की कापी पर चिपकाएँ ।

## Maths

\* Learn and write tables 2 to 5 and number names 1 to 40 on your maths notebook.(2 times)

\* Revise Chapter Comparison, Number Concepts(0-50)

\* Solve the worksheet on numbers names and paste it on your maths notebook.

## MATHS PROJECT WORK

**ARYABHATTA:** Make different images (**Any**) using different things (**using bangles, matchsticks etc**) for shapes: square, rectangle, circle, triangle and paste it on A4 sheet.

**NEWTON:** Make Abacus of 3-digits Hundred, Tens, Ones (**using Straw and beads**)

**MARIE CURIE:** Make Weighing Scale (using thread , cardboard, disposable things)



**Materials Required:** Colourful Sheet (Blue), Bottle caps, Scissor, Glitter tube( Golden, Green, Red), Water colour(Blue, Red, White), Craft paper (White), Googly Eyes (for eyes)

**English:** Write a short Poem on fish in your notebook.

**Maths:** Count the different shapes and write their names.





















Write number names from the given picture in your maths notebook.

**EVS:** Paste pictures on Water animals in your notebook.

**Hindi:** Write few lines in Hindi on the given picture in your Hindi notebook.



Unscramble the Letters and write correct number names:

	ENO		ENEVLE
<input type="text"/>	<input type="text"/>	<input type="text"/>	<input type="text"/>
	WTO		WVELET
<input type="text"/>	<input type="text"/>	<input type="text"/>	<input type="text"/>
	EHRTE		RIHETTEN
<input type="text"/>	<input type="text"/>	<input type="text"/>	<input type="text"/>
	RFUO		ROUFETEN
<input type="text"/>	<input type="text"/>	<input type="text"/>	<input type="text"/>
	EVFI		IFNEFTE
<input type="text"/>	<input type="text"/>	<input type="text"/>	<input type="text"/>
	XIS		XISETNE
<input type="text"/>	<input type="text"/>	<input type="text"/>	<input type="text"/>
	EVNES		TEENESNEV
<input type="text"/>	<input type="text"/>	<input type="text"/>	<input type="text"/>
	TGHEI		HEIGTNEE
<input type="text"/>	<input type="text"/>	<input type="text"/>	<input type="text"/>
	EINN		NEINTENE
<input type="text"/>	<input type="text"/>	<input type="text"/>	<input type="text"/>
	NET		WYTENT
<input type="text"/>	<input type="text"/>	<input type="text"/>	<input type="text"/>



# Things Used to Clean Your Body

Choose the things we use to clean our body:



TOPIC—Keeping Clean

Fill in the blanks with the help of picture clues and help box:

Tooth Brush	Soap	Hanky	Water
Tooth Paste	Towel	Nail- cutter	Comb

1. we use \_\_\_\_\_  
to clean our body.



and \_\_\_\_\_

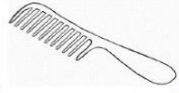


2. we use \_\_\_\_\_



to cut short our nails.

3. we use \_\_\_\_\_



to keep our hair tidy.

4. we use a \_\_\_\_\_



to blow our nose.

5. we use clean \_\_\_\_\_



to wipe our body.

6. we use \_\_\_\_\_



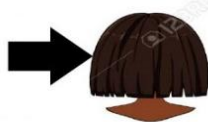
and \_\_\_\_\_








to clean our teeth.

### Things Used to Clean Your Body

Match each body part with the object that is used to clean it.  
Draw a line to connect them.



चित्र देखकर सही अक्षर चुनकर शब्दों को पूरा कीजिए । (Look at the picture and complete the word).

ली	टी	ली	दी	थी
				
ति <span style="border: 1px solid black; display: inline-block; width: 20px; height: 15px;"></span>		हा <span style="border: 1px solid black; display: inline-block; width: 20px; height: 15px;"></span>		<span style="border: 1px solid black; display: inline-block; width: 20px; height: 15px;"></span> पक
				
	इड <span style="border: 1px solid black; display: inline-block; width: 20px; height: 15px;"></span>		बाल <span style="border: 1px solid black; display: inline-block; width: 20px; height: 15px;"></span>	

सही मिलान कीजिए । (Match the following).

	बकरी
	गरमी
	कली
	चाबी
	मकड़ी

चित्रों का मिलान, नाम से कीजिए -

     	पान	   <b>8</b> <b>4</b>	कान
	बाल		आठ
	गाल		चार
	नाक		हाथ
	अखबार		सलवार

चित्रों के नाम वर्ग पहेली में खोज कर गोला कीजिए -

	ता	ला	म	गा	
	बा	छा	ता	ज	
	जा	हा	स	र	
	क	थ	का	न	

अक्षरों को मिलाकर नए शब्द बनाइए -

का	म	काम	रा	त	रात
	र	<span style="border: 1px solid black; display: inline-block; width: 50px; height: 20px;"></span>		ख	<span style="border: 1px solid black; display: inline-block; width: 50px; height: 20px;"></span>
	न	<span style="border: 1px solid black; display: inline-block; width: 50px; height: 20px;"></span>		जा	<span style="border: 1px solid black; display: inline-block; width: 50px; height: 20px;"></span>